

# Oakland Park's Budget At A Glance

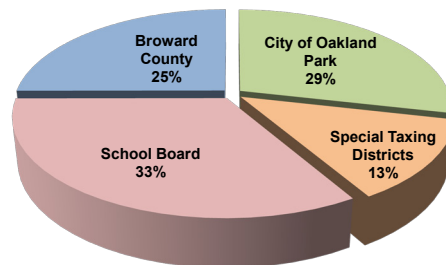
## Adopted FY 12 Budget

In keeping with the City's Strategic Plan to maintain financial stability and sustainability, the City has focused on bringing operations in line with the current fiscal realities. Some of these steps include significant reductions in costs, while minimizing tax and service fee increases to the community.

Taxable values in the City fell 6.0%, and the City has adopted a FY 12 Budget that includes increasing the millage rate in order to maintain fiscal stability and sustainability. To offset a lingering gap, the City again is attempting to implement aggressive cost-cutting measures, including departmental reorganizations that generate staff reductions, and some fee increases.

2007	2008	2009	2010	2011	2012
5.8868	4.7662	5.1041	5.7252	5.7252	6.0138

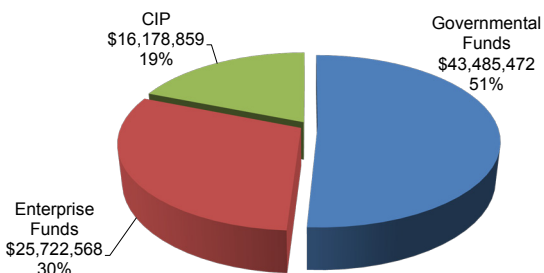
City of Oakland Park  
Allocation of Property Taxes - 2012



About 29% of Oakland Park property taxes go to the City; the rest is paid to other taxing authorities such as the County, the School Board, and other special taxing districts.

### Adopted Budget Fiscal Year 2011

Total City Budget - \$85,386,899



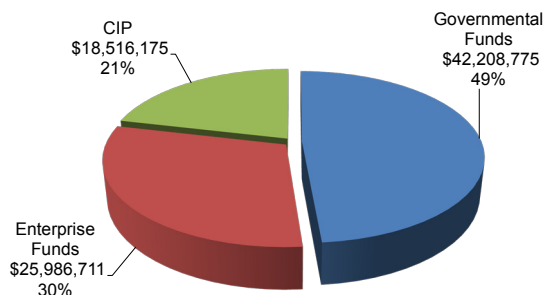
### Oakland Park's Total Budget

In 2011 the City's total budget was \$85.4 million\*. The adopted FY 12 budget is \$86.7 million, including \$18.5 million budgeted in the Capital Improvement Program (CIP). Excluding the CIP budget, the adopted FY 12 budget is \$1.0 million less than the adopted FY 11 budget.

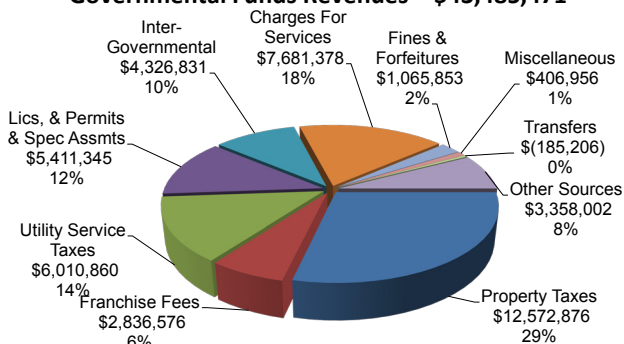
The adopted FY 12 Governmental Funds budget is \$1.3 million less than last year, which was \$0.2 million less than the FY 10 budget.

### Adopted Budget Fiscal Year 2012

Total City Budget - \$86,711,661



### Governmental Funds Revenues - \$43,485,471

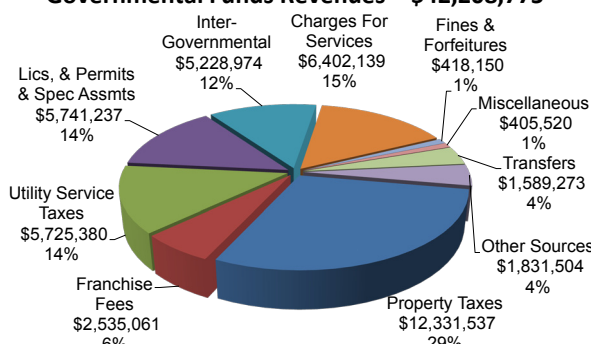


### Where the Money Comes From

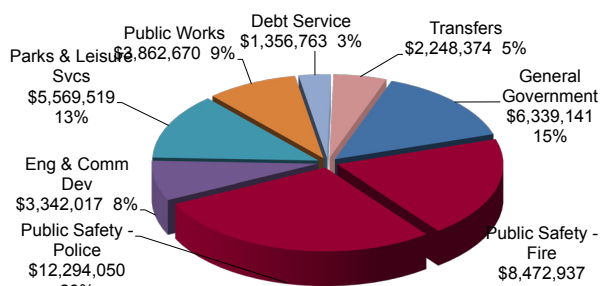
Property taxes provide about 29% of Oakland Park's Governmental Fund\*\* revenue. Other sources of revenue, such as fees, sales taxes and permits, have continued to decline as a result of the prevailing economic environment.

\*\*Governmental Fund includes all governmental activities other than Enterprise Funds and CIP.

### Governmental Funds Revenues - \$42,208,775



### Governmental Funds Expenses - \$43,485,471



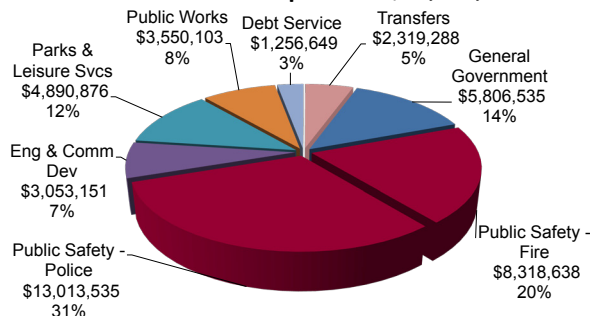
### Where the Money Goes

Public safety is one of the most important elements of quality of life in Oakland Park.

Accordingly, the largest portion of City expenditures is in law enforcement and fire rescue, followed by Parks & Leisure Services, Public Works, Engineering & Community Development, and others.

It should be noted that the \$0.7 million increase in Public Safety - Police is due to the restoration of five deputy positions.

### Governmental Funds Expenses - \$42,208,775



\*Both Revenue and Expenses for Fiscal Year 2011 Governmental Funds have been adjusted to reflect the new Fiscal Year 2012 General Fund structure, which includes Fire Rescue and Streets Maintenance and as a result eliminates any corresponding interfund transfers/charges between Fire Rescue, Streets Maintenance and General Fund.