

Oakland Park's Budget At A Glance

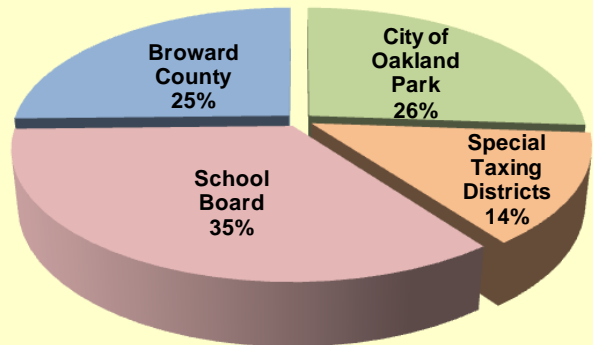
In keeping with the City's Strategic Plan to maintain financial stability and sustainability, the City has focused on bringing operations in line with the current fiscal realities. Some of these steps include significant reductions in costs, while minimizing tax and service fee increases to the community.

Although taxable values in the City fell 16%, the City maintained the millage rate at the FY10 level, resulting in a corresponding \$2.6 million reduction in property tax revenue. To offset this loss of revenue, the City implemented aggressive cost-cutting measures, which included departmental reorganizations that generated staff reductions, and some fee increases, without significant impact to service delivery.

City of Oakland Park Millage Rates – 2007 to 2011

2007	2008	2009	2010	2011
5.8868	4.7662	5.1041	5.7252	5.7252

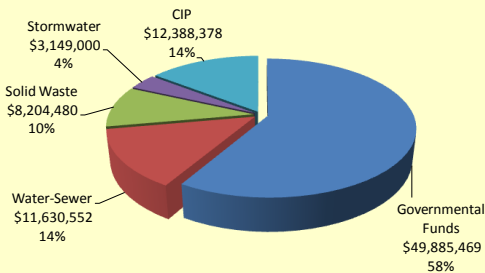
City of Oakland Park Distribution of Property Taxes



About 26% of Oakland Park property taxes go to the City; the rest is paid to other taxing authorities such as the County, the School Board, and other special taxing districts.

Fiscal Year 2010 Budget

Total City Budget - \$85,257,879



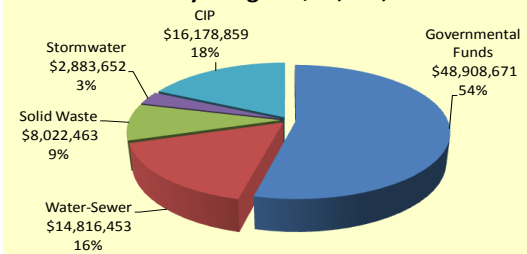
Oakland Park's Total Budget

In 2010 the City's total budget was \$85.3 million. In 2011 the budget increased to \$90.8 million, mainly as a result of significant bond-funded Capital Improvement Program (CIP) projects, specifically \$10 Million in FY 11.

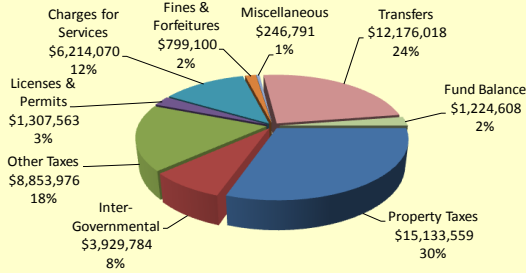
By contrast, the Governmental Funds* budget decreased by almost \$1 million in FY 11, as noted below.

Fiscal Year 2011 Budget

Total City Budget - \$90,810,098



Governmental Funds Revenues - \$49,885,469

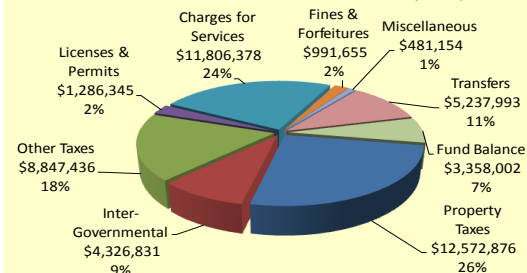


Where the Money Comes From

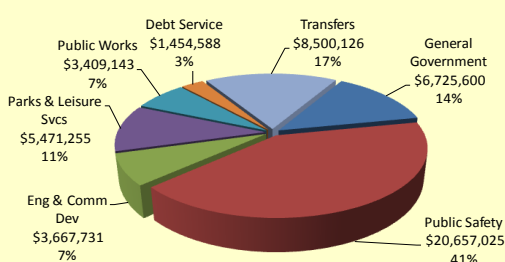
Property taxes are the principal source of Oakland Park's Governmental Funds revenue. As noted above, property tax revenue in FY 11 declined by \$2.6 million as a result of the loss in property values. Other sources of revenue, such as fees, sales taxes and permits, are also declining as a result of the prevailing economic environment.

*Governmental Funds include all municipal services (Code, Parks, Police, etc.), Special Revenue Funds (Fire Rescue, CRA, etc.), and Debt Service; exclude Utility Funds and CIP.

Governmental Funds Revenues - \$48,908,671



Governmental Funds Expenses - \$49,885,469



Where the Money Goes

Public safety is one of the most important elements of quality of life in Oakland Park. Accordingly, the largest portion of City expenditures is in law enforcement and fire rescue, followed by Parks & Leisure Services, Public Works, Engineering & Community Development and others.

Governmental Funds Expenses - \$48,908,671

